



WYSL

WESTCHESTER YOUTH SOCCER LEAGUE

Coach and Team Manager Manual

www.wyslsoccer.org

September 2011

Coaches and Managers Code of Conduct

- Be reasonable in your demands on the players' time, energy, enthusiasm and performance on the soccer field.
- Impress on your players that they must abide by the rules of the game at all times.
- Develop team respect for the ability of the opponents, and for the judgment of referees and opposing coaches.
- Ensure that your players' soccer experience is one of fun and enjoyment (winning is only part of it). Players should never be ridiculed for making mistakes or for losing games.
- Set a good example and be generous with your praise when it is deserved. Children need a coach they can respect.
- Keep informed about sound principles of coaching, growth and development principles relating to children.
- Enlist the support of your teams' parents in your efforts to instill the proper attitude and values in the players.
- Check equipment and facilities that you use. They should meet safety standards and be appropriate for the age and ability of your players.
- Follow the advice of a physician when determining when an injured child is ready to play again.

WESTCHESTER YOUTH SOCCER LEAGUE

Coach and Team Manager Manual

Coaches' Code of Conduct	Inside Front Cover
Table of Contents	2
Introduction and Administration	3
Team Registration	3
Games	5
Code of Conduct	9
Sportsmanship	9
Referees	11
Arbitration and Appeals	11
Tournaments	12
Sources of Information	13
ATTACHMENTS:	
WYSL Website Homepage	14
Player Release and Transfer Form	15
Seedings Request Form	16
WYSL Website: Team Page – Team Contact Info	17
WYSL Team Lineup Form	18
WYSL Safety Guidelines	19
Parents' Code of Conduct	20
Players' Code of Conduct	21
Guidelines on How to be a Great Soccer Parent (Team Handout)	22
Guidelines for a Coach-Parent Partnership (Team Handout)	23
Silent Sunday	24
Westchester Soccer Referees Website	25
Soccer Referee Certification Course	26
Guest Player and Practice Release Form	27
Medical Release Form	28

INTRODUCTION

The Westchester Youth Soccer League (“WYSL” or “League”) has over 45 member and guest clubs in Westchester and nearby areas, over 650 travel teams and over 17,000 registered players. The WYSL is a regional component of the Eastern New York Youth Soccer Association (“ENYYSA”), which is one of 55 state associations (NY, Pennsylvania, Ohio, Texas and California each have two) that comprise the United States Youth Soccer Association (“USYSA”). The USYSA is a youth affiliate of the United States Soccer Federation (“USSF”), an organization designated by an Act of Congress as the governing body for soccer in the United States. The USYSA, with over 3,000,000 registered players, is the largest soccer organization in the United States.

This Manual is a summary of the Official Rules and Regulations which can be found on the league website, wyslsocket.org, and in the most recent season’s League Handbook which is given out to Club Presidents at the preseason meetings.

ADMINISTRATION

WYSL activities are directed by the Officers and other members of the Board of Directors, all of whom are unpaid volunteers, as well as the Presidents and other Officers of its member clubs. The WYSL employs a League Administrator and a League Registrar in the League office to manage the League’s activities. They work directly with each member club’s Club Registrar and Club President. All team coaches, assistant coaches and team managers must communicate through their Club Registrar and/or Club President and are not to communicate directly with the League office.

A current list of Officers and Directors is on the League’s website and in the most recent League Handbook.

TEAM REGISTRATION

Prior to each season there is a registration deadline. Every Club schedules a registration appointment in the League Office at which time the Club Registrar will submit their Club’s registration materials to the League Registrar. The WYSL uses an on-line registration process, and all coaches, managers and players register online. *Any registration questions should be directed to your Club Registrar.* The only paper forms used are the Medical Release Forms, which coaches must hold and bring to every game and practice. No team will be accepted after the registration deadline. You are responsible as the coach or team manager to make sure your registration materials are complete and ready on the date your Club Registrar requests. *All coaches must register through their Club Registrar – the League office will not deal with individual coaches or teams.* Registration of new players is closed by the 3rd or 4th scheduled game each season, as designated in the rules for that season. Coaches can be added throughout the season.

Number of Players: In order to register a new team, there must be a minimum of 8 players for U-9/U-10, 9 players for U-11 and 11 players for U-12 and older teams. The

maximum number of players for U-9/U-10 teams is 14. For teams participating in the State Cup Tournament or playing in WYSL Division 1, U-11 teams are permitted to have up to 16 players, U-12 and U-13 teams are permitted to have up to 18 players and U-14 to U-19 teams up to 22 players. If not participating in the State Cup Tournament or not playing in WYSL Division 1, U-11 teams can roster up to 18 players and U-12 and U-13 teams can roster up to 22 players.

New Players: These are players who have *never* played in the WYSL travel league for any club or team. Please provide photocopies of birth certificates (or passports). A photo for each player must be uploaded in connection with the on-line registration process, for use on the player pass.

Transfer Players: A player registered to a team can only move to another team during the soccer year if he or she is counted as a transfer player and obtains the signature or e-mailed permission of the Club President and the new and old coach signatures on the Player Transfer/Release Form. The completed Transfer Form with the old team's Player Pass and a new picture must be given to the Registrar of the club the player is transferring to, together with payment of the \$50 Transfer Fee: *If a player is transferring to a new team within the same club they are still considered transfers, but do not pay the Transfer Fee.* A team may have a maximum of 5 transfer players per seasonal year (September 1 to August 31). No transfers or additions to rosters are allowed after the 4th scheduled game of the Fall or Spring season (the transfer forms and photos must be in by the Tuesday before the 4th scheduled game).

Re-registering Existing Players: Coaches must give their passes to their Club Registrar after the last game of the spring season. Turn them in on the ring and alphabetized A-Z. Remove any deleted player passes and turn in separately to your Club Registrar. The Club Registrar will tell you if you need new pictures (about every two or three years, but required whenever a player changes teams, even within your club, or when the team name changes). Player passes that have current photos will be stickered for the next soccer year and returned, although the League expects to move to a system where player passes will be valid for two years and then will expire and be replaced. There is a \$20 fee for player passes issued to replace a lost or stolen pass, including in connection with transfers.

Medical Release Forms. A signed medical release form is required for each player. These forms are retained by the coach and permit the coach to authorize medical treatment for a youth player in the absence of his or her parents. Although the League does not require these to be notarized, it is highly recommended that they be notarized since some tournaments – and some hospitals – may require this.

New Coaches: All new coaches are required to attend the 2-hour WYSL Orientation Course which is offered in the Fall and Winter. All new coaches must also attend the WYSL 8-hour Coach Certification Course during the Winter to obtain a permanent coach pass, although the WYSL will grant a waiver to coaches who submit an equivalent coaching certificate (USSF F License, NSCAA Regional Diploma, AYSO U-12 or higher, etc.). Coaches are encouraged to attend higher level coaching courses over time.

Risk Management. All rostered coaches and team managers must complete the online Risk Management Application at www.wyslsoccer.org. This is to provide a background check, which costs \$10 every two years, to insure the kids are safe. Go to “Risk Management” on left-side of homepage and follow prompts.

Temporary Coach Passes: A temporary (one season) coaching pass will be issued to new coaches *for the Fall Season only*. You must upload a photo through your Club registration website. These Temporary Passes must be returned to the Club Registrar after the Fall Season and will not be honored in the Spring, as it is expected that these coaches will attend the 8-hour Coach Certification Course over the winter.

Permanent Coach Passes: Once a coach has attended the 8-hour Certification Course, or can provide the league office with a copy of an equivalent coaching certificate, he or she is eligible to receive a permanent coaching pass.

Seedings Request: Each team must complete the on-line Seedings Request Form which is available at www.wyslsoccer.org under “Forms”. Include some background information on your team and your recommendations for placement (i.e., we are a new B team and should go in the lowest division; we added several strong players and want to move up, etc). It is important to include accurate contact info for your team’s coach and team manager (current phone number and e-mail address), as the contacts listed on the Seedings Request Form will be the ones listed on the WYSL web site.

No Poaching: A team (coaches, parents, players, trainers, club officers) may not induce a player to transfer to a team from another WYSL Club during the seasonal year (September 1- August 31). Players are considered to have joined a Club when they have registered to a WYSL team online. *Penalties are set by the Arbitration Committee.*

Practice with Another Club: No player may practice with a team from another club without a Guest Player and Practice Release Form (on website) signed by the player’s coach of record. *Penalty for first offense is a fine of \$500 plus a two game suspension; second offense is \$1,000 plus a four game suspension.*

GAMES

The soccer year is September 1-August 31, with a Fall Season from September through November and a Spring Season from April through June. Prior to each season there is a league meeting for all clubs which must be attended by Club Presidents (or their designees).

Seedings: After all clubs have submitted their registration packages, the WYSL Seedings Committee meets to review the results of the prior season and the Seeding Request Forms that are submitted on-line by each team. The WYSL attempts to place the strongest teams in Division 1, the next strongest teams in Division 2, and so on. Teams in the U-9 and U-10 age groups play in divisions designated by colors rather than numbers, and no scores or standings are posted on the web site for these age groups. The

League prefers to have an even number of teams in each division so there are no byes and TBS (To Be Scheduled) make-up games, although this is not possible when there are an odd number of teams in an age bracket. Strong Division 1 teams may be allowed to play one year up, based upon their records.

Scheduling: Any special scheduling requests must be submitted on the Seedings Request Forms and given to the Club President. *All special scheduling requests including requests to avoid game conflicts for head coaches of two teams must be received by the league before the scheduling process begins. The league will make its best efforts to honor these requests, but cannot guarantee to do so.*

Prior to the league pre-season meeting, a preliminary master schedule will be e-mailed out to Club Presidents and posted on the website for their review. *Once the Preliminary Schedule is complete, no new requests of any kind will be accepted.* This schedule must be checked carefully for errors (such as including a team that did not re-register, omitting a registered team or scheduling games on a field without field permits). Presidents must relay any corrections to the League Scheduler by the deadline he sets, as no changes will be accepted after this time. A final Master Schedule and Divisional Schedules will be ready by the pre-season meeting, and will be posted on the WYSL website. This schedule should also be checked, and any errors corrected.

Scheduled Games: All games will be played as set in the final schedule. **Coaches cannot make any changes to date, time or field** for any reason, unless the Club, Referee or League pulls the field, or a team is playing an away State Cup game against a non-WYSL opponent (State Cup home games may not be scheduled on Sunday). *A scheduled game not played at the scheduled field and time will result in a forfeit to the offending team and a \$100 fine (reduced to \$50 if the league office is notified by 3 PM the previous Wednesday).*

Each team is allowed one exception per season to this rule for the following reasons only: A request may be made on the Game Change Request Form to postpone a game for a college showcase tournament, ODP tryout or tournament involving four or more players, or a religious holiday, religious event or school event involving four or more players. The name of the event and the players involved must be included on the Form, and the Form must be emailed or faxed at least 10 business days in advance of the game.

Teams should go online to find their final schedule and field directions. Several days prior to each game, the visiting coach should call or e-mail the home coach to confirm time, field and directions (as a courtesy the home coach should call/e-mail if the visiting coach does not). The home coach should confirm uniform colors, as the home team will have to change jerseys or wear pinnies in the event of a color conflict.

Team and Club Contacts: The league website has pages for each Club and for each Team. These pages list club and team contacts which are used for scheduling. Other than for last minute changes such as rainouts, if the schedule or field of a game is changed, an e-mail is automatically sent to the contacts listed for the two clubs and two teams involved, as well as to the League Scheduler and Referee Assignor. This is the

only notification the teams will receive from the league. *The teams and the clubs must keep their contact information on the website up to date.*

Make-up Games: Since the League does not post standings or award trophies for U-9 and U-10 age groups, *U-9 and U-10 teams may, but are not required to, make up rainouts.* For U-11 and older teams, in the event a game is postponed due to a field pull or State Cup away game, a make-up game must be scheduled and played within 3 weeks of the missed game. The home team must offer two reasonable dates and times (both of which should normally be Saturdays), and the visiting coach will select between the two dates. The visiting coach should call the home coach if he does not hear from him – efforts to schedule a makeup should be made by both coaches. If the game is not played, the offending team will receive a forfeit resulting in a \$100 fine. If both teams are responsible, a double forfeit will be imposed whereby both teams are fined \$100. *Fines for Forfeits are reduced to \$50 if the league office is notified by 3 PM the previous Wednesday.*

Some teams in divisions with odd numbers of teams have TBS (to be scheduled) games in their schedules to make up for the bye Sundays. TBS games may be played at any time before the end of the season, but the date, time and field must be agreed upon and a make-up form submitted to the League by the third week. Failure to play a TBS game will be treated as a forfeit or double forfeit.

If the teams want the WYSL to try to provide a referee, then at least 4 days prior to the date of the make-up or TBS game (i.e. the Tuesday before a Saturday game), notice of the game must be sent by fax or e-mail to the League office on the Game Make-Up Form (available online under “Forms”). Teams that schedule a make-up and cannot give the League 4 days notice should contact the home team’s Club Referee Coordinator for a referee. *No coach or team manager may directly call the League Office, League Scheduler or the League Referee Assignor.*

Pre-Game Check-in: In order to play a League game, the coach should ensure that:

- 1) You must have a current laminated WYSL player pass for ALL players present at the field of play prior to the game for inspection by the referee. *If your team does not have your player passes or coach passes with you, the game will be a forfeit.*
- 2) You must also have a current laminated WYSL coach pass for ALL coaches present at the field of play prior to the game for inspection by the referee. If no licensed coach from your team can be present at your game, any licensed coach from your club may coach the team and present his/her pass at check-in. If no licensed coach from your Club can be present at your game, a substitute (not licensed) coach can be arranged in advance by sending a request to the league on the Coach Substitution Form. A WYSL letter of permission will be e-mailed to you and the Referee Assignor. Each team is allowed one substitute (non-licensed) coach per season.

- 3) ALL teams must have a **current, official WYSL Lineup Form** for that team, printed from the roster page of the League's registration website and signed by the coach, to give to the referee. Include the game number from the schedule, this is used to pay the Referee. *Do not use a league roster for this purpose. Failure to complete and present this form can result in a forfeit.*
- 4) ALL players must be in proper uniforms with shin guards and no jewelry. A referee can ban a player from playing if not in proper uniform or if wearing jewelry (including earrings).
- 5) ALL coaches and players are to be on one side of the field, with each team remaining on its side of the midfield line. All spectators are to be on the other side of the field, with each team's spectators on their side of the midfield line.
- 6) Goals must be securely weighted or fastened to the ground so that they cannot be blown over by the wind. A "flipping" goal is extremely dangerous and coaches should not let their players near the goals – in a game or warm-up – without making sure they are safe. It is also important not to allow players to climb or hang on the goals.

Reporting the Score: Your game score must be e-mailed or called in to your Club's Score Reporter by Sunday evening. Club Score Reporters are required to enter the scores online by no later than 9:00 AM Monday. While scores and standings are not posted on the website for U-9s and U-10s, they are used by the League for seeding purposes for the following season. *Failure to report your score will result in a \$40 fine.*

Rain Procedures: All games are played in the rain unless the Town, School or Club has formally "pulled" the field, the referee declares the field unplayable or the League has cancelled all games. After a rainfall, Club Presidents report to the League their field conditions between 8-9 AM Sunday morning, and the League makes its determination to play or cancel all of the scheduled games. If individual fields are pulled, the Club President is responsible to notify all of that Club's coaches with home games, and those coaches must notify the visiting coaches by phone or, if you do not reach the opposing coach, by having a club member go to the field and remain there from 30 minutes before the scheduled game to 15 minutes after the scheduled game. *Failure to notify the visiting coach or, if you cannot reach the opposing coach, sending a representative to the field will result in a \$50 fine.*

Lightning: At the first sound of thunder or sign of lightning, you are to pull your players off the field, be it a game or practice. Do not wait to be told to take this action. Also make sure all parents know that if thunder is heard or lightning is seen, they are to return to the field immediately to pick up their child. Make sure you have emergency contact information whenever you are in charge of the players. This will be helpful in case you have to take the players off the field to a safe spot such as another players home.

If the Referee Fails to Appear: If the referee fails to appear for a scheduled Sunday or make-up game, the game must be played (except for games involving U-14 and older

boys). The coaches must agree upon a person (who need not be a licensed referee) to referee the game. If they cannot agree, then coaches from each team must appoint a referee for half the game each. The home team's selection will officiate the second half. The coaches will check the passes of their opponents and the home coach will send the Official Team Lineup Forms into the League office. *An unplayed game will result in a Double Forfeit and \$100 fines for each team.* The Referee Assignor will e-mail Club Referee Coordinators a list of uncovered games on each Friday and Club Referee Coordinators are expected to find Backup Referees for their uncovered home games.

If a Team Fails to Appear: If a team fails to appear or fails to have the minimum number of players within a 15 minute grace period, the team at the field will present its Lineup Form to the referee, the referee will arrange the kickoff and end the game as a forfeit, and you will report the forfeit to your Club Score Reporter as a 1-0 win by forfeit. A minimum of 6 players must be present to start a U-9, U-10 or U-11 game, a minimum of 7 players for older teams. *The non-appearing team will be fined a \$100 forfeit fee.* If both teams fail to appear, the referee will inform the League and both teams will be fined \$100 forfeit fee each. If you know ahead of time that the opposing team will not appear, tell your Club President who should notify by e-mail the League office and scheduler, and you then report to your Club Score Reporter a 1-0 win by forfeit. In this case, your team does not have to appear at the field or pay the fine.

Injuries and Medical Insurance: All registered players are covered by a secondary medical insurance policy. Parents should apply first for reimbursement from their primary insurance company. If unreimbursed amounts exceed the \$500 deductible, the coach should file the Advanced Notification of Injury Form with the WYSL office (fax 914-235-5323), and the WYSL will forward it to ENYYSA. ENYYSA will forward a claim form to the family, and ENYYSA's insurance company will handle the claim.

CODE OF CONDUCT

The WYSL has adopted a Code of Conduct for its Coaches and Team Managers, and one for its Parents and Players. We ask that all coaches and managers review them before each season, and distribute them to their parents and players. It is available in Spanish as well as English. *See the Coaches Code of Conduct inside the front cover, and Parent and Player Codes of Conduct in the Appendix.*

SPORTSMANSHIP

The WYSL's objectives are to provide the opportunity for children and young adults to participate in a soccer experience where they can develop positive self-esteem and build character. To achieve this, the League has implemented a number of activities summarized below:

Sportsmanship Program and Awards: At each game the referees will rate the sporting behavior of each teams' coaches, players and parents. On the Lineup Form that

each team submits before the game there is a section which asks the referee to rate on a +2 (excellent) to -2 (unacceptable) scale behavior on the following three questions:

- 1) Did the coach display positive reinforcement to his/her team and was the coach respectful of the referee?
- 2) Were the parents/spectators respectful of the referee and did they display sporting behavior towards the opposition?
- 3) Were the team players respectful of the referee and did they display sporting behavior towards the opposing team?

The maximum rating a team can receive is +6, where all three of the coach/parents/players were judged to have displayed “excellent sporting behavior”. These reports are tallied on the website and the team in each Division with the best sporting record each season will receive Sportsmanship Award patches that can be worn on the uniform jerseys (left shoulder recommended).

Double-Goal Coach Awards: The most prestigious award in the WYSL is the Double-Goal Coach Award. The the coaches of teams which win both their Divisional Championship and their Sportsmanship Award are listed on the WYSL website, and they are awarded a copy of a book written by Jim Thompson, founder of the Positive Coaching Alliance.

Positive Coaching Alliance: Since 2002, the WYSL has been a Regional Partner with the Positive Coaching Alliance (“PCA”); a Stanford University based non-profit educational organization that works with youth sports organization around the country to create a positive environment for youth athletes. The WYSL has incorporated PCA materials in its coaching courses and other programs, as have a number of WYSL Member Clubs. *See www.positivecoach.org and the flyer in the Appendix which you may want to copy for your parents.*

Parent Guidelines: The League believes that the game of soccer can be a wonderful experience for all involved – the players, their parents, coaches, club personnel and the referees. However, as we watch the excitement of our children as they play, we sometimes observe behavior by some parents that takes away from the experience of the other participants. The WYSL has published its Guidelines on “How to be a Great Soccer Parent” to help bring the goals of parents closer to the goals of the children (to have fun, learn new skills, to make friends). *Please e-mail these guidelines to your team parent, and work with them to implement them. A hard copy is provided in the Appendix.*

Silent Sundays: Like other soccer leagues, the WYSL has introduced the concept of having one game day each season designated as “Silent Sunday”. Coaches and spectators are asked to refrain from shouting instructions to their children. The spirit of the day is to “just let the kids play”. This gives the players the opportunity to learn to make their own decisions and to increase their own communication with other players on the field.

Six Goal Differential Rule: To discourage running up the score and humiliating children on the losing end of a lopsided game, the League has adopted a rule that a goal differential of more than 6 goals is unacceptable. *Penalties for violating this rule are 1st Offense: warning to Coach and Club; 2nd Offense: one game suspension to Coach and \$100 fine to Club; 3rd offense: one season suspension to Coach and \$200 fine to Club.*

REFEREES

The League works closely with the Westchester Soccer Referees Organization (“WSRO”) to arrange for a certified referee to appear at scheduled games. The League office provides the weekly game schedule and make-up games to the Referee Assignor, who then schedules referees to cover the more than 300 travel games the WYSL will play on the upcoming weekend. Referee coverage is one of the primary reasons for the disciplined scheduling process. Referees are paid by the WYSL at rates established by ENYSA, which range from \$39 (U9/10 games) to \$78 (U17/19 games).

The League’s Referee Assignor lets all the clubs know the status of covered and uncovered games each Friday, and maintains an up-to-date status report on the WSRO website www.wsreref.com. Each Club is required to appoint a Club Referee Coordinator who is expected to help find local referees to cover the games on the uncovered list. Each club is expected to develop a list of “Backup Referees” who can help out with uncovered games.

Referee Certification: All WSRO referees are required to attend a Referee Certification Course. The courses are offered 2-3 times a year, typically in August, September and January. Coaches, team parents or teenage players who have an interest in becoming a referee are encouraged to attend these courses. Announcements and registration are on the website.

Providing Feedback on Your Referee: All WYSL coaches are encouraged to provide feedback on their referees after every game, good or bad. Coaches should go to the WYSL website and fill out the Coaches Comment Form which can be electronically submitted to the WSRO President. Specific positive as well as negative feedback will help our referees improve their performance.

Retaining and Recruiting Referees: Due to the growing number of kids and teams playing soccer, we need an increasing number of qualified and dedicated referees. If there are not enough referees available for all games, some games may have to go uncovered and then be officiated by Backup Referees or even coaches or parents. If coaches and fans criticize and abuse our referees they will quit, and the coaches and parents will have to officiate more of their own games. *To avoid having to officiate your own games, please treat your referees with respect, and help us retain the referees we have and recruit new ones.*

ARBITRATION AND APPEALS

Red Cards: When a referee issues a red card to a player or coach, it is noted on the team’s Lineup Form and sent to the League office along with his or her pass. The

WYSL Arbitration Committee reviews all red cards to determine if the situation warrants a penalty greater than the minimum one game suspension for a player or one game suspension plus \$100 fine for a Coach. Players who are red carded must leave the field immediately, but may remain with their team on the sideline. Coaches who are red carded must leave the field of play and surrounding area, and may not remain on either the team sideline or spectator sideline. Refusing to leave the field, continuing to argue with the referee, approaching the referee in the parking lot to “speak” with him/her will only result in additional suspension and/or higher fines. Coaches may be asked to appear before the Arbitration Committee and/or the Sporting Review Board. *Head Coaches are responsible for the behavior of their spectators.* Note that two yellow cards in one game or three yellow cards during one season result in a red card.

Protests: *No protests of referee judgment calls are allowed (i.e. - offsides, amount of injury time, handling the ball, etc).* A club may file a game protest relating to a misapplication of a rule directly affecting the outcome of the game – e.g., awarding a direct kick for an offense that only warrants an indirect, from which a goal is scored – and not of a referee judgment call, through its Club President by following the Rules on the website. Follow the procedures carefully as improperly filed protests will be denied.

Appeals: Coaches may appeal a decision of the Arbitration Committee by following the Rules on the website. Follow the procedures carefully as improperly filed appeals will be denied.

TOURNAMENTS

Many teams choose to participate in tournaments. As there are no league games scheduled for Labor Day, Columbus Day or Memorial Day weekends, these are popular dates for tournaments. During the winter tournaments are held in indoor athletic facilities. If teams which are only playing in the Spring wish to participate in winter tournaments, they should register and prepay their league fee early in order to obtain their Player Passes and insurance coverage. *See the tournament page at www.wyslsoccer.org for a listing of nearby tournaments.*

State Cup Tournament: Each year ENYYSA sponsors a single elimination competition for U-12 and older teams with major and minor brackets. There is an entrance fee. There is a blind draw to determine who plays whom. Pre-determined weekends are set for each round of the competition. On-line registration is available through the ENYYSA website www.enysoccer.com. Applications are due in July for games that begin in September (for U-12s), or January for games that begin in March (for the U-13s and older). State Cup Roster Forms must be submitted by their due dates. The home team must secure a field from their Club and notify their opponent of the time and place of the game. The home team pays the referee their fee at the field. The winning team e-mails/calls in the score to their Age Group Coordinator, and advances to the next round. *No WYSL team may schedule a home State Cup game on a Sunday when we have League games, so State Cup home games are played on Saturdays. WYSL teams playing against teams from other leagues may play away games on Sundays, and may postpone their WYSL Sunday game.*

Travel Authorization for Play outside ENYYSA: Whenever a WYSL team travels outside the boundaries of Region 1 (the 13 states from Virginia/West Virginia to Maine) for a tournament or “friendly,” the coach must obtain a “Travel Authorization” by accessing the ENYYSA website www.enysoccer.com. Enter the information requested; hit “submit” and a Travel Authorization will be immediately e-mailed to you. Coaches and teams are not insured if they play outside of Region 1 without this travel authorization. Travel to a foreign country requires a written application.

Guest Players: If you are taking guest players to a tournament you must contact the player’s coach of record to borrow the player and their pass. In addition, the Guest Player and Practice Release Form must be signed by both coaches and stamped by the League office. Fax forms to League office when complete (914-235-5323), and provide a return fax number.

Medical Releases: All tournaments require coaches to bring Medical Release Forms, and many require the Medical Release Forms to be notarized.

Permission to Host: If you are hosting a tournament (or a “friendly” involving a team from outside Region 1), you should printout the Permission to Host and Hosting Agreement Forms from the website and follow the instructions on the Form.

SOURCES OF INFORMATION

WYSL Website: www.wyslsoccer.org. Contains information about the WYSL, Rules, Game Schedules, Scores and Standings, Field Directions, Forms, Calendar of Events, Member Clubs and links to their websites, tournaments, news on upcoming coach and referee certification courses and other useful information.

WYSL Handbook: Each season the League publishes its Handbook which contains a current listing of the WYSL Officers and Directors, Club Officers and a copy of the complete WYSL Rules and Regulations. The Handbooks are given to each Club at the pre-season meetings, and are provided by the Clubs to the head coach of each team.

ENYYSA Website: www.enysoccer.com. The ENYYSA site contains information about the State Cup Tournament, the State ODP program, Premier Leagues, Tournaments, Travel Authorizations and other topics

WSRO Website: www.wsroref.com. The Westchester Soccer Referee Organization website contains information about becoming a referee, the laws of the game, game assignment procedures, and the status of covered and uncovered games, upcoming referee certification courses and other topics.

Enjoy the game, make it fun for the kids and have a great season!



WESTCHESTER
YOUTH SOCCER LEAGUE

Site Contents

Scores/Standings

Schedules

Fields

Upcoming Events

About Us

Clubs

College Scholarships

Coaches

Double Goal Coach Awards

Forms

Frequently Asked Questions

New Fields

Parents Information

Past Seasons

Referee Information

Registration

Risk Management

Rules

Soccer Camps

Sportsmanship Program

Tournaments

WYSL Select Program

Links

CALENDAR SITE MAP PARENTS

Welcome

Welcome to the WYSL, the largest New York travel soccer league north of New York City, with over 650 travel teams. These teams play in the WYSL and various Premier Leagues. This web site is regularly updated for coaches, parents, players, and administrators with game schedules, field directions, scores, standings, coaching and referee courses, tournaments, info for parents and soccer links. Registration for Coaching and Referee Courses, Risk Management background checks and the WYSL Select Program and Select Camps is done on this web site. Players register for teams through their club websites.

Rip Fisher, WYSL President



General Information

The WYSL was established in 1977 as a non-profit, educational organization, and is one of the largest leagues in the Eastern New York Youth Soccer Association (ENYUSA). The mission of the WYSL is to foster the physical, mental and emotional growth and development of youth and build character through the sport of soccer. The WYSL now fields more than 17,000 players from over 45 member and guest clubs. The WYSL and ENYUSA are both part of the US Youth Soccer Association ("US Youth Soccer"), the largest member of the US Soccer Federation, the governing body for soccer in the United States. US Youth Soccer has over 3,000,000 players in all 50 states.

The WYSL hosts Fall and Spring travel soccer, and offers a Select / Olympic Development Program featuring summer tournament play. Many member clubs offer recreational soccer in their communities and host soccer tournaments. The WYSL offers Coach and Referee Certification Courses, supports the principles of positive coaching and is a member of the Positive Coaching Alliance. Each season, the WYSL awards the team in each division with the highest sportsmanship scores its Sportsmanship Award. The League also confers the prestigious Double-Goal Coach Award to the coaches of teams which win both the Sportsmanship Award and their Divisional Championship.

Westchester Youth Soccer League Office:
271 North Ave, Suite 206
New Rochelle, NY 10801
Phone: (914) 235-5110
Fax: (914) 235-5323
Website: www.wyslsoccer.org



Two Former WYSL players in the World Cup

Two former WYSL players, Edson Buddle and Benny Feilhaber, with Landon Donovan just after he scored the winning goal in the World Cup USA-Algeria game.



Wed, Aug 18 - Wed, Aug 25:
USSF Referee Course in Somers

Sun, Aug 22:
Assistant Referee Clinic at Eastchester HS, 10:15 AM

Mon 8/23:
Preliminary Game Schedule Sent to Clubs - Comments Due 8/30

Tue, Aug 24 - Wed, Aug 25:
USSF Referee Course in Lewisboro


Sat, Aug 28:
USSF Referee Courses in Larchmont

Sat 9/4 Onatru Farm Park:
Lewisboro Labor Day Tournament

Google Translate

Select Language


Gadgets powered by Google



More Headlines

- ★ [WYSL New Coach & Team Manager Orientation Courses- Sept 2010](#)
- ★ [WYSL Fall 2010 Seedings - Final](#)
- ★ [Tri-League \(CJSL, LIJSL, WYSL\) Boys & Girls U11-U14](#)
- ★ [Referee Certification Courses in Larchmont, Lewisboro, Somers in August](#)
- ★ [Fall 2010 Calendar](#)
- ★ [Mamaroneck Schools Break Ground on Artificial Turf Field](#)
- ★ [National 'C' and 'Y' licenses being offered through Eastern New York Youth Soccer Assn](#)
- ★ [2010 Fall Registration](#)
- ★ [Spring 2010 - Double Goal Coach Awards](#)
- ★ [Former WYSL players in World Cup - USA-Algeria Game](#)
- ★ [Three WYSL Teams win 2010 State Cup, three runners up](#)
- ★ [Improving soccer skills on your own, by Claudio Reyna](#)
- ★ ["Ten Reasons for Not Coaching the Player in Possession"](#)
- ★ [Don't be a 'Joystick' Coach](#)
- ★ [Specialize in One Sport? See USYSA Executive Director's Opinion](#)
- ★ [FC Somers develops "GOING GREEN FOR THE TEAM" Program](#)
- ★ [Used Soccer Gear Needed for NYC Programs](#)
- ★ [Special Needs Soccer Program](#)

WYSL Sponsors



Affiliates / Partners



**MEMBER OF E.N.Y.Y.S.A.
AFFILIATED WITH U.S.Y.S.A.**

PLAYER TRANSFER/RELEASE RECORD

NAME OF PLAYER (PLEASE PRINT) _____

SIGNATURE OF PLAYER _____

PASS # _____ BIRTH DATE _____

PARENT'S SIGNATURE _____



CURRENT LEAGUE _____ CLUB _____

TEAM NAME _____ TEAM # _____

CURRENT COACH'S SIGNATURE _____

CLUB PRESIDENT'S SIGNATURE _____



NEW LEAGUE _____ CLUB _____

TEAM NAME _____ TEAM # _____

NEW COACH'S SIGNATURE _____

NEW CLUB OFFICIAL'S SIGNATURE _____




ORIGINAL LEAGUE USE ONLY

DATE RECEIVED _____ PLAYER PASS RECEIVED _____

LEAGUE REGISTRAR'S APPROVAL / DATE _____

EFFECTIVE DATE FOR COMPETITION _____

NOTES : _____



Lee D'Argenio
FULL ADMIN USER

[Return to Group View](#) [Team Applications Index](#)

Westchester Youth Soccer League Fall 2011

Fall 2011 Seedings Request Form Please list two DIFFERENT contacts. Deadline Mon Oct 31, 2011 5:00 pm ET

* INDICATES REQUIRED FIELD

Team Information (All Teams MUST Fill-in)

* Club Name Mamaronock

* Team Name

* ApplicationStatus Accepted

* Next Season's Age Group Under 9

* Gender Boys

* Proposed Division of Play VS Last Season Move Up

* Team Compared to Last Season Much Better

* HS Teams: U16 's Not HS team

* HS Teams: U17 's Not a HS team

* HS Teams: U18/U19's Not HS team

* # of Varsity 0

* # of JV 0

Division Placement B 09-B

Team Record

	Win	Loss	Tie	Division of Play
Record Last Season - Spring 2011	<input type="text" value="6"/>	<input type="text" value="2"/>	<input type="text" value="1"/>	Purple

Coach

* First Name * Last Name * Email

Address City State ZIP

* Home Phone Work Phone Cell Fax

Manager

* First Name * Last Name * Email

Address City State ZIP

* Home Phone Work Phone Cell Fax

Primary Contact for Seedings Questions

First Name Last Name * Email

Address City State ZIP

* Home Phone Work Phone Cell Fax

Pertinent Comments From Coach to Seedings Committee






Larchmont Gold Devils (Spring 2008)

[TEAM LOG IN](#)

Team Uniform



Team Links

- [Official Team Schedule](#)

B 11-1	Pts	GP	W	T	L	GF	GA	SP-LAST	SP-AV	Y	R
01. Manhattan Barcelona	28	10	9	1	0	48	6	4	4.0	0	0
02. Larchmont Gold Devils	19	10	6	1	3	27	19	4	5.1	3	0
03. Rivertowns Rapids	18	10	6	0	4	21	30	5	2.0	2	0
04. Chappaqua Bafana Bafana	9	9	2	3	4	8	13	6	3.2	3	1
05. Scarsdale Raiders	7	10	2	1	7	16	28	6	4.9	0	0
06. Rye White Mustangs	2	9	0	2	7	12	36	6	4.4	0	0

Pts: Points; **GP:** Games Played; **W:** Wins; **T:** Draws; **L:** Losses; **GF:** s For;
GA: s Against; **SP-LAST:** Most recent sporting ratings
SP-AV: Average sporting ratings **Y:** Total Cautions; **R:** Total Expulsions

Keep Current!

Team Contact Info

Other contact
 DAVE WILSON 914-833-9064 EMAIL

Other contact
 KEN WEINRIB 914-777-1404 EMAIL

Larchmont Gold Devils Schedule

April 2008

GAME#	Date	Time	Home	Away	Location
304	Sun Apr 6	2:45 pm	Scarsdale Raiders	2:3 Larchmont Gold Devils	Quaker Ridge Front Sml
439	Sun Apr 13	3:00 pm	Larchmont Gold Devils	1:1 Chappaqua Bafana Bafana	Central School Field
697	Sun Apr 27	12:00 pm	Larchmont Gold Devils	2:1 Rye White Mustangs	Central School Field

May 2008

GAME#	Date	Time	Home	Away	Location
962	Sun May 4	12:00 pm	Larchmont Gold Devils	3:4 Rivertowns Rapids	Central School Field
1222	Sun May 11	1:30 pm	Larchmont Gold Devils	0:2 Manhattan Barcelona	Central School Field
1504	Sun May 18	12:00 pm	Larchmont Gold Devils	3:2 Scarsdale Raiders	Central School Field

June 2008

GAME#	Date	Time	Home	Away	Location
1708	Sun Jun 1	1:30 pm	Chappaqua Bafana Bafana	0:3 Larchmont Gold Devils	Seven Bridges MS Lower
2157	Sun Jun 8	1:30 pm	Rye White Mustangs	1:6 Larchmont Gold Devils	Sterling Field #1
2392	Sun Jun 15	12:30 pm	Rivertowns Rapids	3:6 Larchmont Gold Devils	Masters School Small
2535	Sun Jun 22	1:30 pm	Manhattan Barcelona	3:0 Larchmont Gold Devils	Kantor 1 - N



**WESTCHESTER YOUTH SOCCER LEAGUE
OFFICIAL TEAM LINEUP**

LINEUP FORM TO BE GIVEN TO THE REFEREE PRIOR TO THE GAME

Date of Game: _____ Game #: _____
 Name of Club: Alba FC Field: _____
 Name of Team: ALBA FC. Albanet Home / Visitor Boys / Girls
 Age Group: _____ Division: U-10 Boys

#	PLAYER'S NAME	GOALS		CARDS	
		1st H	2nd H	Y	R
1	Alonso, Jacob J.				
2	Bujaj, Rocky				
3	Deda, Teresa				
4	Kuci, Erlis				
5	Kukaj, Flamur				
6	Kurtovic, Adonis				
7	Shalaj, Blendrit				
8	Verzivolli, Edvin				
9					
10					
11					
12					
13					
14					
15					
16					
17					
18					
19					
20					
21					
22					

(A maximum of 3 coaches are permitted on sideline)

Coach: Jose A. Alonso Signature: _____ Y R
 Coach: _____ Signature: _____
 Coach: _____ Signature: _____

Codes for Yellow Cards (insert in the "Y" column): L - Leaving w/o permission, DT - Dissent, UB - Unsporting Behavior (briefly explain in game report), PI - Persistent Infraction, E - Entering w/o permission, DR - Delay Restart, FRD - Fails to Respect Distance
Codes for Red Cards (insert in the "R" column): 2CT - 2nd Yellow, AL - Language, VC - Violent Conduct, SFP - Serious Foul Play, DGH - Denies Goal Handling, S - Spitting, DGF - Denies Goal-Other (explain on right side form all ejections exception second yellow card)

FOR U9/U10 TEAMS ONLY

At pre-game coin toss, the referee will call for team captains and the parent **Sporting Director** (assigned by the coach) and enlist such person to encourage their team and fans to exhibit good sporting behavior. Sporting Director prints and signs below:

Name (print): _____ Signature: _____

REFEREE REPORT

Name: _____ Phone: _____
 Address: _____

Check if address has changed or is incorrect in WYSL records

Assistant Referee: _____ Assistant Referee: _____

GAME REPORT: (Field conditions, ejections, injuries, etc.)

ENCLOSE PASSES FOR EJECTIONS! (Continue report on back if needed)

GOAL SCORING

	Home	Visitors
1st Half		
2nd Half		
Final		

REFEREE FEES (for office use only)

U-17/19 (HS 1,2)	\$78	AR \$39
U-15/16 (HS 3+)	\$68	AR \$34
U-13/14	\$54	AR \$27
U-11/12	\$44	
U-9/10	\$39	

SPORTING BEHAVIOR RATING REPORT - to be filled out by Referee

CIRCLE ONE # FOR EACH TEAM

	COACH			PARENTS/SPECTATORS			PLAYERS			
	HOME	VISITORS	COACH	HOME	VISITORS	COACH	HOME	VISITORS	COACH	
Did the COACH display positive reinforcement to his/her team and was the coach respectful of the referee?	+2	+1	0	-1	-2	+2	+1	0	-1	-2
Were the PARENTS/SPECTATORS respectful of the referee and did they display sporting behavior towards the competition?	+2	+1	0	-1	-2	+2	+1	0	-1	-2
Were the TEAM PLAYERS respectful of the referee and did they display sporting behavior towards the opposing team?	+2	+1	0	-1	-2	+2	+1	0	-1	-2

Rating scale: +2: Excellent Sporting Behavior, +1: Good, 0: Average, -1: Poor, -2: Unacceptable

REFS Enter & Add Scores!!	CLUB NAME	TEAM NAME	SPORTING SCORE

REFEREE'S SIGNATURE: _____

File reports @ www.wysocker.org to speed payment & score reporting.

If Red Cards are issued file on web and mail both forms and passes to:

WYSL, 71 North Ave, New Rochelle, NY 10801

Safety Guidelines for WYSL Coaches

As a coach of a WYSL team you are invested with the primary responsibility for our players (childrens) safety. The following is the policy of what the WYSL expects you to do to protect the safety of all involved:

1. **Inclement Weather.** At the first sound of thunder or sign of lightning, you are to pull your players off the field, be it a game or practice. Do not wait to be told to take this action. Also make sure all parents know that if thunder is heard or lightning is seen, they are to return to the field immediately to pick up their child. Make sure you have emergency contact information whenever you are in charge of the players. This will be helpful in case you have to take the players off the field to a safety spot such as another players home.

2. **Two Adults.** Make every effort to have 2 adults at the field at all times.

3. **Be Prepared.** Come to every game and practice with emergency contact list, Medical Release Forms, first aid kit and cell phone. Ask at the beginning of each season if there are any special medical conditions you should be aware of such as allergies to bee stings, etc.

4. **Designated Pick Up Area.** Make sure you know where your players will be picked up so that you can make sure all children have safely connected with an adult prior to leaving the field. No child is to be left alone.

5. **Injury.** As the coach you will be the first responder. Call for help if you are unsure. Do not risk moving a player if it is at all questionable. If a child is hurt be sure to tell the parents after the practice or game. The WYSL provides a secondary medical insurance policy that covers serious injuries.

6. **Report Unsafe Conditions.** Report any unsafe conditions or concerns to your club president immediately. Do not assume someone knows about it.

In short, we can not be too prepared or too careful. As the coach you are the one all eyes will turn to. Please make sure that you have prepared, communicated and documented.

Thank you,
WYSL Board

Note on Soccer Cleats. All WYSL players must wear the correct type of cleat on soccer fields. Please be advised that baseball and football cleats with metal spikes are dangerous and not acceptable for soccer play.



THIS IS A SOCCER CLEAT! The WYSL requires all players wear only this type of cleat on the fields.



"Building Character Through Soccer"



WESTCHESTER
YOUTH SOCCER LEAGUE

[Scores/Standings](#)

[Schedules](#)

[Fields](#)

[HOME](#)

[CALENDAR](#)

[SITE MAP](#)

[PRINTED
PARENTS](#)

Parent's Code of Conduct

- Do not force an unwilling child to participate in sports.
- Remember children are involved in organized sports for their enjoyment, not yours.
- Teach your child the rules of the game and to play by the rules of the game.
- Teach your child that hard work and an honest effort are often more important than a victory.
- Help your child towards skill improvement and good sportsmanship in every game. Your child will be a winner even in a defeat.
- Do not ridicule or yell at your child for a mistake. It only discourages a future effort.
- Set a good example. Children learn from how you act.
- Applaud good plays by all members of your team and members of the opposing team.
- Do not publicly question the judgment or honesty of a referee.



"Building Character Through Soccer"



WESTCHESTER
YOUTH SOCCER LEAGUE

Scores/Standings

Schedules

Fields

HOME

CALENDAR

SITE MAP



Players - Code of Conduct

- Play for the fun of it, not to please parents or coaches.
- Play by the rules.
- Always give your best effort.
- Never argue with or complain about the referee's calls or decisions.
- Control your emotions and most of all resist the temptation to retaliate when you feel you have been fouled. Let the referee be the judge of intent.
- Be a good sport by cheering all good plays, whether they are from your team or your opponent's.
- Respect and treat all players the way you would like to be treated.
- Give your best cooperation to your teammates, coaches, opponents and the referee.

Sportsmanship is the moral behavior in sport.

There is more to sportsmanship than simply being nice. To be a good sport you also have to be pro-active when situations arise. Sportsmanship is not something you are born with and it doesn't just happen. It is up to you to be a leader, to make it happen on and off the field.

Westchester Youth Soccer League

Guidelines On How To Be A Great Soccer Parent

The game of soccer can be a wonderful experience for everyone involved – the players, their parents, organizers (coaches, managers and league and club personnel) as well as the referees. However, as we observe the game and the excitement of our children as they play, we also observe behavior by some parents that does not support our overall goals. WYSL Coaches should give this document to every parent. You should discuss the ideas contained herein. Parents are encouraged to practice what this document preaches by reining in other parents that are not being fully supportive.

As a final introduction, let us relate the results of a survey given to parents and their children. Parents of kids playing competitive sports and the kids themselves were given a checklist. Both parties were asked to circle the 3 most important reasons why each party wants the child to play the particular competitive sport. The ages were the same as our youngest players – 8 to 10 years old. The parents' three most often cited goals were "being challenged," "learning to compete," and "winning." The children most circled goals were "having fun," "learning new skills," and "making friends."

In an effort to help bring our goals closer to the goals of our children, we offer **THREE LEGS of SUPPORT**. Follow these guidelines and you will have a great relationship with your child as they grow into young adults enjoying the wonderful game of soccer.

SUPPORT the Kids This means all kids. Make positive comments to players, not negative ones. Don't groan when someone misses the ball. After a loss or a mistake, don't malign the players. They are children. Make a rule for yourself – say one positive thing to an opponent each half! Applaud a great save by the opposing goalie, a wonderful pass or a beautiful defensive play. Forget the constructive criticism. You know, things like "If you only worked on your left foot a little more" or "next time you should pay attention when the coach talks about heading!" Comments need to be unfailingly positive and supportive. Kids take even the mildest criticism as a sign that you don't support them. Your job on the sidelines is to revel in their accomplishments and offer a shoulder, a hug or a kiss when everything doesn't go perfectly. If you feel the need to comment on a mistake, how about "Oh, what an unlucky bounce!"

Please remember that the kids on the other team might be your next door neighbor. Please don't gloat over their mistakes. No celebrating over a team shellacking. What if it was your child? How would they feel? How would you feel?

SUPPORT the Coach Here's a shock, your kid's coach isn't perfect. But, don't make it harder by coaching from the sidelines. Never yell to a player to do something – that's the coach's job. Players HATE to hear instructions from more than one source. Never decide that you know best what your child should be doing and complain during the game. If you have an issue, take it up with the coach after the game out of earshot of your child. Here's the best advice ever from a senior coach that works with some of our best players, "let them play!"

It is a shame that the smallest kids play on the smallest fields allowing them to hear everything that everyone says to them! How many times have we seen a child turn around to a parent and say, "but the coach told me..." It's a sure sign that you are interfering with your child's fun. Let the coach do the coaching. You do the cheering.

SUPPORT the Referee Okay, this is very simple. Refs make mistakes. But, they are the authority in the game of soccer. If you want your child to be a good sport, respect authority and have fun, NEVER CRITICIZE THE REFEREE. Let's be honest. Most of you don't really know the rules (Laws) of soccer. Most of you don't have a clue about the intricacies of the offsides rule. Do you know that your child can be knocked to the ground legally? A legal charge that knocks your son or daughter over is not a foul. Do you know that it is not a penalty for a larger player to out-physical a smaller player for the ball?

But, let's get back to the mistakes. To have games, we must have referees. We recruit new refs EVERY YEAR. Does anyone think that a new ref is going to make the right call all the time? Of course not. Please, these are games. Games as in fun and play. They are not life or death for anyone especially the ref! Assume the ref will make the same amount of mistakes for both sides. If you can deal with that you will be able to relax and enjoy the game a lot more.

Let's use an example of another area of life to show you what happens if you, the parent, yell at the ref. Pretend you are in school and you don't like the way the teacher has reprimanded your child. So, you scream at the teacher? Of course not. We realize that the analogy is not perfect. But, think about it. Do your kids follow your lead in how they interact with the world? Of course they do. If you are a ref screamer, expect your kids to be also. You wouldn't want your child to yell at a teacher and we're sure you don't want them yelling at the ref either.

In any event, we must warn you about a related topic: Referee abuse. It happens too often. We are not talking about physical assault (although we have seen that too). We are talking about a loud mouth Dad screaming at a 16 year old girl (refereeing an U-10 game). We are talking about a coach (who has never read FIFA's 20 pages of interpretation of the offsides rule) calling a referee an "idiot." We will not tolerate this type of verbal abuse. Refs have been instructed by their organization to hand out red cards to coaches who abuse them OR whose parents abuse them.

So, we are back to mistakes. Refs will make them. You will either learn that they are part of the game and refuse to let them ruin your enjoyment of your child's fun. Or, you will keep your mouth shut because you don't want the embarrassment of seeing a red card appear in your direction.

Again, the 3 tenets of support: SUPPORT the players , the coaches and the refs !

Coach-Parent Partnership

Research is clear that when parents and teachers work together a child tends to do better in school. There is no reason to think that it is any different in youth sports. The following are some guidelines for how parents can contribute to a Coach/Parent Partnership that can help the athlete have the best possible experience.

1. **Recognize the Commitment the Coach Has Made:** For whatever reason, you have chosen not to help coach the team. The coach has made a commitment that involves many, many hours of preparation beyond the hours spent at practices and games. Recognize his commitment and the fact that he is not doing it because of the pay! Try to remember this whenever something goes awry during the season.
2. **Make Early, Positive Contact with the Coach:** As soon as you know who your child's coach is going to be, contact her to introduce yourself and let her know you want to help your child have the best experience she can have this season. To the extent that you can do so, ask if there is any way you can help. By getting to know the coach early and establishing a positive relationship, it will be much easier to talk with her later if a problem arises.
3. **Fill the Coach's Emotional Tank:** When the coach is doing something you like, let him know about it. Coaching is a difficult job and most coaches only hear from parents when they want to complain about something. This will help fill the coach's emotional tank and contribute to his doing a better job. It also makes it easier to raise problems later when you have shown support for the good things he is doing. And just about every coach does a lot of things well. Take the time to look for them.
4. **Don't Put the Player in the Middle:** Imagine a situation around the dinner table, in which a child's parents complain in front of her about how poorly her math teacher is teaching fractions. How would this impact this student's motivation to work hard to learn fractions? How would it affect her love of mathematics? While this may seem farfetched, when we move away from school to youth sports, it is all too common for parents to share their disapproval of a coach with their children. This puts a young athlete in a bind. Divided loyalties do not make it easy for a child to do her best. Conversely, when parents support a coach, it is that much easier for the child to put her wholehearted effort into learning to play well. If you think your child's coach is not handling a situation well, do not tell that to the player. Rather, seek a meeting with the coach in which you can talk with her about it.
5. **Don't Give Instructions During a Game or Practice:** You are not one of the coaches, so do not give your child instructions about how to play. It can be very confusing for a child to hear someone other than the coach yelling out instructions during a game. As in #4 above, if you have an idea for a tactic, go to the coach and offer it to him. Then let him decide whether he is going to use it or not. If he decides not to use it, let it be. Getting to decide those things is one of the privileges he has earned by making the commitment to coach.
6. **Fill Your Child's Emotional Tank:** Perhaps the most important thing you can do is to be there for your child. Competitive sports are stressful to players and the last thing they need is a critic at home. Be a cheerleader for your child. Focus on the positive things she is doing and leave the correcting of mistakes to the coach. Let her know you support her without reservation regardless of how well she plays.
7. **Fill the Emotional Tanks of the Entire Team:** Cheer for all of the players on the team. Tell each of them when you see them doing something well.
8. **Encourage Other Parents to Honor the Game:** Don't show disrespect for the other team or the officials. But more than that, encourage other parents to also Honor the Game. If a parent of a player on your team begins to berate the official, gently say to them, "Hey, that's not Honoring the Game. That's not the way we do things here."

Note: These guidelines are adapted from **Positive Coaching: Building Character and Self-Esteem Through Sports** by Jim Thompson, the founder and leader of the Positive Coaching Alliance.

Silent Sunday Fall 2011

Sunday, October 2, 2011

Goals of Silent Sunday:

1. To emphasize that soccer is a “players’ game”.
2. To permit players to talk to each other on the field, free of sideline distractions.
3. To foster independent thinking of our players, letting the game be the teacher.
4. To support our youth referees by eliminating sideline interference and dissension.

Coaches:

Please limit your coaching instructions to a minimum, shouting out tactical instructions only when absolutely necessary. For this day, let your players make their own decisions. Speak privately to individual players on the sidelines. Where possible communicate to the field through substitutions.

Players:

Have fun and enjoy the freedom.

Parents:


Please participate. Avoid comments that can be heard by the players, referees or opponents. When a goal is score please subdue your reaction to a low-key applause.

Referees:

We hope that this weekend affords you a more respected and congenial refereeing experience, without facing any critical commentary from coaches, players or spectators. You should be free to concentrate on executing a fair game. We have not set up rules and penalties you must enforce. We are not asking you to be an enforcer of our requested sideline silence. No yellow or red cards should be issued for non-compliance. We hope that our teams and you will extract cooperation among their peers.

Implementation:

This will be a voluntary program. There will be no yellow or red cards issued for non-compliance. This is a chance to see things differently, reflect on our actions, self-educate and come back to contribute in a new positive way. **It is all up to us.... let's do it.**



WSRO

Westchester Soccer Referee Organization

promoting soccer through referee development



NEWS

[Announcements](#)
[Events Calendar](#)
[WYSL Website](#)
[Uncovered Games](#)
[Alphabetical Index](#)
[WSRO Blog](#)

BECOMING A

[REFEREE](#)
[Entry Course](#)
[Downloadable Form](#)

REFEREE PROGRAM

[Meeting Schedule](#)
[Annual Certification](#)
[Assessments & Advancements](#)
[Mentoring](#)
[Getting Paid](#)

ASSIGNMENTS

[Availability Form](#)
[Leagues Served](#)
[Assignors' Process](#)
[Fields](#)
[Game record sheet](#)

REFEREES

RESPONSIBILITIES

[Game Time](#)
[Procedures](#)
[Game Reports](#)
[Uniform & Equipment](#)
[Player equipment](#)
[Referee / AR checklist](#)
[Advice for New Referees](#)
[Field playability guidelines](#)

LAWS OF THE GAME

[FIFA Rules & Interpretations](#)

Announcement page for Westchester Soccer Referees

ALL COURSES ARE FULL!!

Entry Level Referee Courses:

USSF Grade Level 8 Course Aug 18, 19, 23, 24, 25

Comprehensive 18 hour course. Minimum Age: 15 years old by start of the Fall 2010 season.

Place: Somers Library, Lincolndale, NY Route 139

Wed., Aug. 18, Thurs., Aug. 19, Mon. Aug 23, Tues. Aug 24, Wed. Aug 25;
 Evenings: 6:30 pm to 10 pm

Fee: \$120.00.

Grade Level 9 Courses

Fee: \$130.00. You will receive a uniform, two shirts, line flags, a whistle and a carrying bag.

August 24 & 25, 2010 Lewisboro Place: Cyrus Russell House (Cross River) or Parks & Recreation (Goldens Bridge)

Dates: Tues. Aug 24 and Wed. Aug 25, 5 p.m. to 9 p.m.

August 28, 2010 Larchmont Place: St. John's Parish Hall, Larchmont

Date & Time: Saturday, August 28, 2010

9:00 a.m. to 5:00 p.m.

To register or get on Waiting List: www.sportssignup.com/wsroref.start

Information: www.wsroref.com or email: esoccer@verizon.net

For Grade 8 and 7 Referees: We are holding an Assistant Referee Clinic on Sunday, August 22, 2010 at the Eastchester High School field, from 10:15 through around noon. All Grade 8 or higher-qualified refs are welcome to attend this dynamic instructional session being given by

Referee Certification Course Info

Grade Level 9 Course- December 5, 2009 - Full Day (8 hour course)

Place: Ardsley Middle School, Francis McCormack Dr., Ardsley, NY

Date & Time: Saturday, December 5
9:00 a.m. to 5 p.m.

This program is the 8-hour short version. It covers all the rules and certifies individuals for refereeing the lower level, non-competitive travel games (u-9) to (u-11) and recreation leagues.

Fee: \$130.00.

You will receive a uniform, two shirts, line flags, a whistle and a carrying bag.

The WYSL will reimburse \$65 to referees who serve at 10 games in the following season. All Courses are presented by Eastern NY Youth Soccer, hosted by the Westchester Soccer Referee Organization (WSRO). All instructors are USSF Certified.

Weather-related postponements will be made on www.wsroref.com, 914 472-3196 and communicated by email.

Directions:

Ardsley Middle School, located on Ashford Avenue in Ardsley, east of the Saw Mill River Parkway and west of the Sprain Brook Parkway and Central Avenue—Yonkers. Directions: from the SMRP: exit 17 (right turn if going north; loop around if going south) continue on Ashford Avenue (you will pass about 7 or 8 streets); you will first see playground in front on your right; turn in on Francis J. McCormack Drive; school is in back. From Bronx River Parkway going south, exit 11 (Ardsley Road) turn right & continue past Central Park Avenue (Yonkers); Ardsley Road becomes Ashford Avenue; after crossing the Sprain Brook Pkwy and Old Sprain Rd, the school and Francis J. McCormack Drive will be on your left. Come to the Large Group Instruction Room all the way in the back, near the pool

USSF Grade Level 8 Course - Jan. 22, 23, 29, 30, 2010

Comprehensive 18 hour course. Upon completion, one is certified to officiate at all levels (school games are excluded).

Ardsley Middle School, Ardsley, NY 10502

Dates: Fri., January 22, Sat., January 23, Fri., January 29, Sat., January 30

Time: Fridays 7 pm to 10 pm; Saturdays 9 am to 3 pm

Fee: \$100.00.

Attendance all (4) four days Required!

The WYSL will reimburse \$65 to all referees who serve at 10 games the following season. All courses are presented by Eastern NY Youth Soccer and taught by certified USSF instructors. There is a multiple choice exam.
Must be 15 years old by start of upcoming season.

Directions:

Ardsley Middle School, located on Ashford Avenue in Ardsley, east of the Saw Mill River Parkway and west of the Sprain Brook Parkway and Central Avenue—Yonkers. Directions: from the SMRP: exit 17 (right turn if going north; loop around if going south) continue on Ashford Avenue (you will pass about 7 or 8 streets); you will first see playground in front on your right; turn in on Francis J. McCormack Drive; school is in back. From Bronx River Parkway going south, exit 11 (Ardsley Road) turn right & continue past Central Park Avenue (Yonkers); Ardsley Road becomes Ashford Avenue; after crossing the Sprain Brook Pkwy and Old Sprain Rd, the school and Francis J. McCormack Drive will be on your left. Come to the Large Group Instruction Room all the way in the back, near the pool

For information on future courses, please see www.wsroref.com and www.eny-soccer-referees.org

WESTCHESTER YOUTH SOCCER LEAGUE

MEMBER OF E.N.Y.Y.S.A./U.S.Y.S.A

Guest Player and Practice Release Form

Player Name: _____

Player I.D. Number: _____

Player Date of Birth: _____

Tournament Attending: _____

Tournament Dates: _____

Practice Dates: _____

Borrowing Club/Team: _____

Borrowing Coach Name: (print) _____

Borrowing Coach Signature: _____

Club & Team of Record: _____

Coach of Record Name: (print) _____

Coach of Record Signature: _____

League Registrar Stamp: _____


Dated: _____

The borrowing coach/team must file this form with the League office the guest player is registered with and obtain an official stamp (including the coach of record's signature) before a player is used as a guest in a tournament or allowed to practice with the borrowing team. Teams failing to follow these procedures are subject to sanctions, including fines and suspensions.

Fax this form to the office (914 235-5323), and note a return day phone and fax number here:

Day Phone #: _____

Fax #: _____



Westchester Youth Soccer League

Affiliated with the Eastern New York Youth Soccer Association

Player Information & Medical Release Form



Player's Name: _____ Date of Birth: _____ email (optional): _____

Address: _____ City: _____ State: _____ Zip: _____

Club Name: _____ Team Name: _____

EMERGENCY INFORMATION: Parent email: Mother: _____ Father: _____

Father's Name: _____ Home Phone: _____ Work Phone: _____ Cell: _____

Mother's Name: _____ Home Phone: _____ Work Phone: _____ Cell: _____

In an emergency, when parents cannot be reached, please contact:

Name: _____ Home Phone: _____ Work Phone: _____ Cell: _____

List known allergies: _____

Other medical conditions: _____

Doctor to notify in emergency: _____ Phone: _____

PLEASE PHOTOCOPY BOTH SIDES OF YOUR MEDICAL INSURANCE CARD AND ATTACH TO THIS FORM OR IN LIEU OF PHOTOCOPYING YOUR MEDICAL CARD, YOU MAY INSTEAD FILL OUT THE FOLLOWING:

Name of primary Medical and/or Hospital Insurance Company: _____ Phone: _____

Name of policyholder (will usually be father or mother): _____

Policy #: _____ Group ID #: _____

PARENT'S APPROVAL AND MEDICAL RELEASE

Recognizing the possibility of physical injury associated with soccer and in consideration for the USYS/USS and its affiliates, including any affiliated club, accepting the Player to participate its programs and activities of the Westchester Youth Soccer League ("WYSL"), other USYS/USS affiliated leagues and any affiliated club (the "Programs"), I hereby release, discharge and/or otherwise indemnify the USYS/USS, its affiliated organizations, including the State Youth Association, the WYSL and any affiliated club and sponsors, their employees and associated personnel, the owners of fields and facilities utilized for the Programs, and also the officers, directors, trustees, leaders, volunteers, coaches, trainers and agents of the State Youth Association, the WYSL and/or any affiliated club against any claim by or on behalf of the Player and/or the Player's parents, guardians and other relatives as a result of the Player's participation in the Programs and/or being transported to or from the same, which transportation I hereby authorize.


The Player has received a physical examination by a licensed physician and has been found physically capable of participating in the Programs. I hereby give my consent to have the coach, assistant coach or trainer of the team on which the Player is registered act as my surrogate in securing ambulance service and to have an athletic trainer and/or doctor of medicine or dentistry provide the Player with medical assistance and/or treatment under whatever conditions are necessary to preserve the life, limb or well-being of the Player, and I agree to be responsible financially for the cost of each assistance and/or treatment rendered.

Signature of Parent/Guardian: _____ Date: _____

*Subscribed and sworn to me this _____ day of _____, 20_____

Signature of Notary Public: _____ My commission expires _____

***NOTARIZATION IS NOT REQUIRED FOR LEAGUE PLAY IN THE WYSL, BUT MAY BE REQUIRED FOR TOURNAMENT PLAY. CONSULT THE COACH FOR INSTRUCTIONS.**



SIGNS AND SYMPTOMS

These signs and symptoms may indicate that a concussion has occurred.

SIGNS OBSERVED BY COACHING STAFF

Appears dazed or stunned
Is confused about assignment or position
Forgets sports plays
Is unsure of game, score, or opponent
Moves clumsily
Answers questions slowly
Loses consciousness (even briefly)
Shows behavior or personality changes
Can't recall events prior to hit or fall
Can't recall events after hit or fall

SYMPTOMS REPORTED BY ATHLETE

Headache or "pressure" in head
Nausea or vomiting
Balance problems or dizziness
Double or blurry vision
Sensitivity to light
Sensitivity to noise
Feeling sluggish, hazy, foggy, or groggy
Concentration or memory problems
Confusion
Does not "feel right"

ACTION PLAN

If you suspect that a player has a concussion, you should take the following steps:

1. Remove athlete from play.
2. Ensure athlete is evaluated by an appropriate health care professional. Do not try to judge the seriousness of the injury yourself.
3. Inform athlete's parents or guardians about the known or possible concussion and give them the fact sheet on concussion.
4. Allow athlete to return to play **only** with permission from an appropriate health care professional.

It's better to miss one game than the whole season.

For more information and to order additional materials **free-of-charge**, visit:
www.cdc.gov/ConcussionInYouthSports

